

TLO-NM

OUTDOOR SPEAKER

INSTALLATION AND OPERATING INSTRUCTIONS

DESCRIPTION

The TLO-NM is a speaker horn for high volume penetration. Commonly used for outdoor use, In operation, the TLO-NM provides talkback capabilities between the remote zone and Louroe base station, or with other compatible audio transmitting devices such as an AOP-SP70.

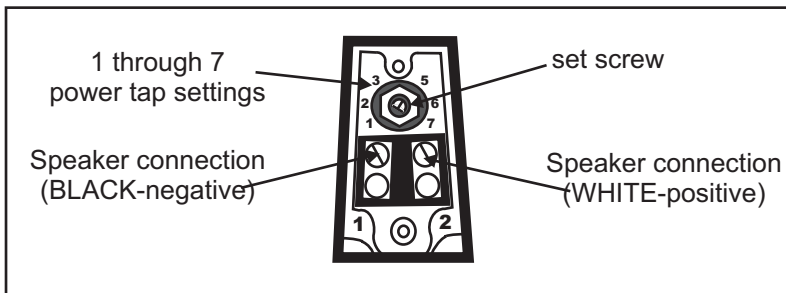


MODEL TLO-NM

SPEAKER CONNECTION OF TLO-NM

Speaker connection is located near the rear of the TLO-NM and has a plexiglass window. Remove window and connect 2 cond unshielded 18 Ga wire (see diagram) to the two terminal screws marked 1 and 2.

White speaker wire goes to position 2 (positive)
 Black speaker wire goes to position 1 (negative)



POWER TAP SETTINGS

Located above the speaker connection is a set screw with a dial numbered 1 through 7. Using a small screw driver, adjust the set screw to correspond to the proper power tap setting with the following Louroe audio base stations.

IF TLO-NM IS CONNECTED TO BASE STATION MODELS:

| | Setting | Wattage |
|---|---|----------|
| AP-1TB through AP-16TB | #1 | 1.8W |
| DG 12II and DG 25III | 1 TLO-NM per zone | #4 15.0W |
| | 2-4 TLO-NM's per zone using MLA-6 Mixer | #2 3.7W |
| If TLO-NM is to be connected to Louroe AOP-SP70 conversion unit for interfacing with a DVR or PC Soundcard, use setting | #2 | 3.7W |

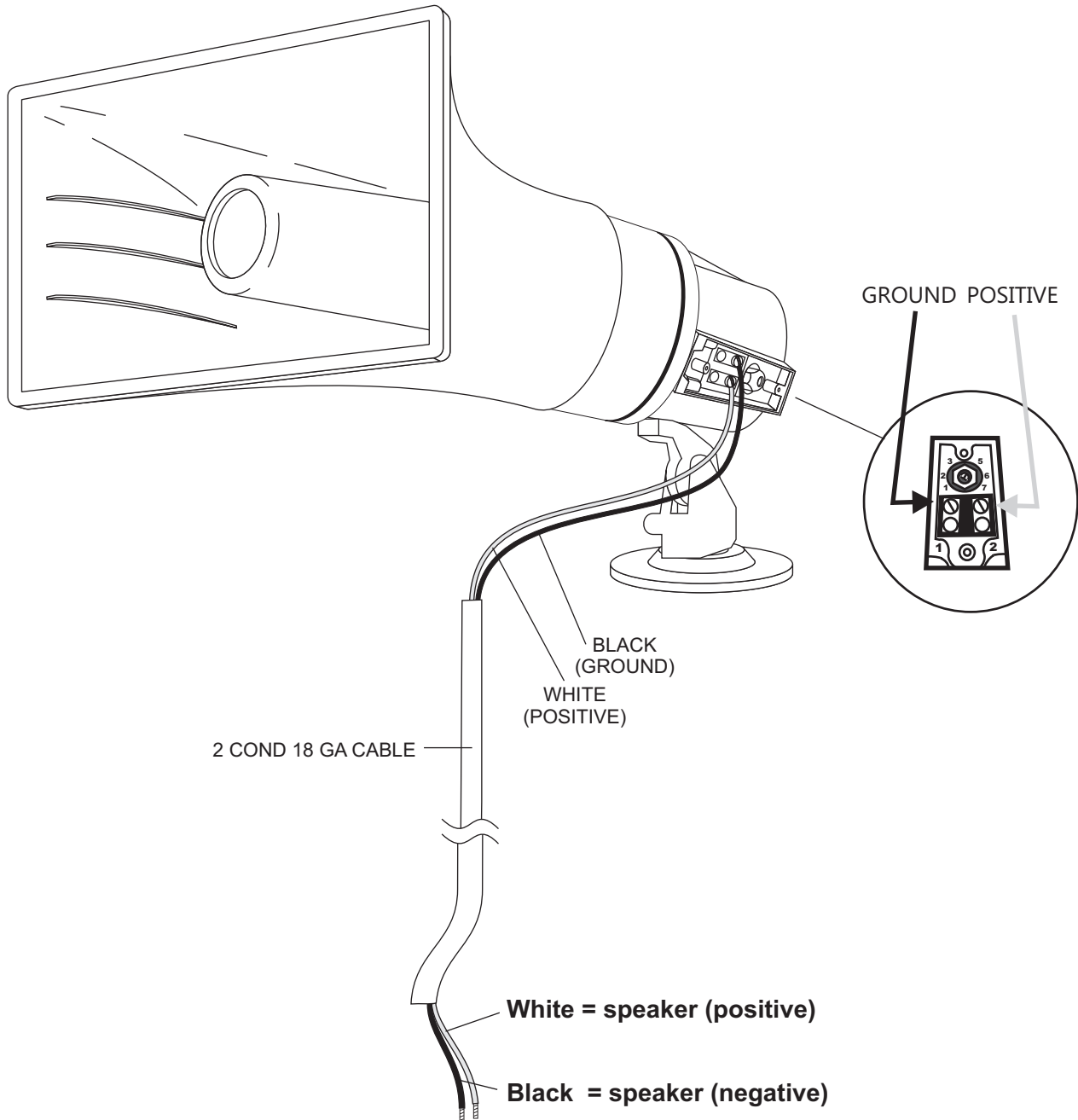
INSTALLATION AND OPERATING INSTRUCTIONS

POSITIONING TLO-NM

After TLO-NM has been mounted to desired structure (wall, pole, etc.), horn should be tilted in a downward position.

CONNECTING TLO-NM TO A LOUROE BASE STATION

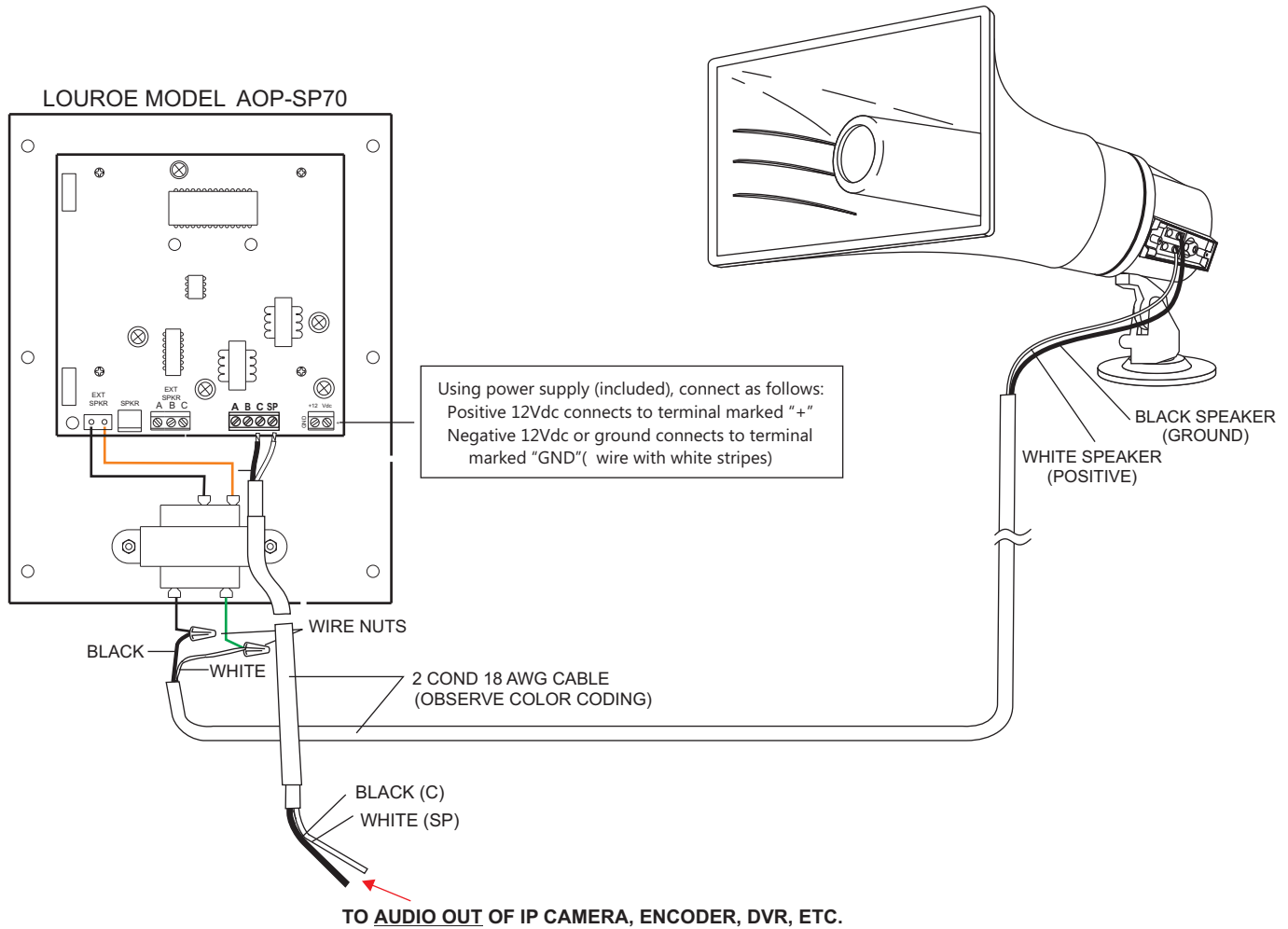
Model TLO-NM is compatible with all Louroe audio base stations that feature two-way talk/listen communication. All Louroe base stations contain terminal blocks for transmitting audio a speaker such as the TLO with 70V audio line. For wiring and installation instructions, please refer to the specific Louroe Base Station being used.



To Louroe base station (SP and G) or AOP-SP70 (SP and C)
Refer to the specific base station instructions for connections

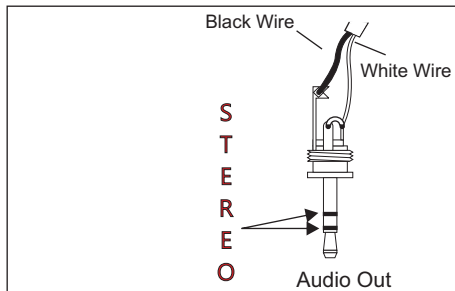
INSTALLATION AND OPERATING INSTRUCTIONS

INTERCONNECTION DIAGRAM LOUROE MODEL AOP-SP70 SPEAKERPHONE CONVERSION UNIT, AND LOUROE MODEL TLO-NM 70V SPEAKER CONNECTION TO DVR, IP NETWORK CAMERAS OR VIDEO SERVER (ONE WAY TALKBACK ONLY)

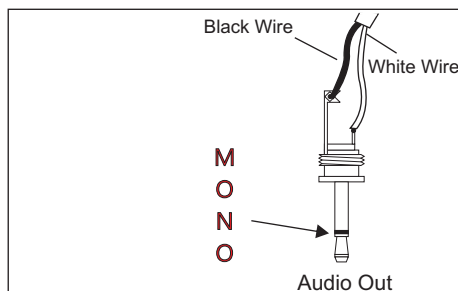


For connection to DVR, IP Network Camera, etc., solder the appropriate plug (RCA, 3.5mm mono or 3.5mm stereo) to match the audio inputs of the receiving device as shown below.
Refer to IP Camera's instruction to determine if 3.5mm audio is mono or stereo

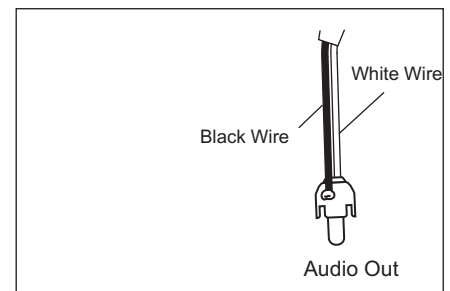
3.5mm STEREO CONNECTION



3.5mm MONO CONNECTION



RCA CONNECTION



MANUFACTURED IN THE



IMPORTANT NOTICE

When this equipment is used as part of an audio monitoring system, the law requires that the public be given notice of AUDIO MONITORING ON THE PREMISES. A decal notice is included with each microphone shipped.



Federal Law References:
Federal Regulations, US Code, Title 18.
Crime and Criminal Procedure, Sec 2510.

SPECIFICATIONS

| | |
|----------------------|-----------------------------------|
| ■ Power rating | 30W |
| ■ Input | 70.7V constant |
| ■ Frequency response | 350 Hz to 14 kHz |
| ■ Sensitivity | 109dB (Measured at 1m, 1W @ 1kHz) |
| ■ Material | Heavy Duty ABS Resin |
| ■ Dimensions | 11" W x 6 5/8" H x 12 3/4" D |
| ■ Dispersion | 105° x 72° |
| ■ Weight | 5 lbs 5 oz |
| ■ Shipping Weight | 7 lbs |

WARRANTY

LOUROE ELECTRONICS® warrants that at the time of shipment products manufactured by LOUROE ELECTRONICS® to be free of defects in material and workmanship. Should a defect appear within one year (12 months) from date of shipment, LOUROE ELECTRONICS® will, at its sole discretion, repair or replace the defective equipment. This equipment shall not be accepted for repair or return without prior notification by LOUROE ELECTRONICS®.

This warranty does not extend to any Louroe product that has been subjected to improper or incorrect installation, misuse, accident, or in violation of installation instructions provided by LOUROE ELECTRONICS®.

Returned shipments to LOUROE ELECTRONICS® shall be at customer's expense. LOUROE ELECTRONICS® will return the equipment prepaid via best way.