



**LOUROE**  
ELECTRONICS®

6955 VALJEAN AVE, VAN NUYS, CA 91406  
PH: (818)994-6498 / FAX: (818)994-6458  
[techsupport@louroe.com](mailto:techsupport@louroe.com) / [www.louroe.com](http://www.louroe.com)

# AOP-535/545

## SPEAKERPHONES

### INSTALLATION AND OPERATING INSTRUCTIONS



**AOP-535**



**AOP-545**

#### DESCRIPTION

Models AOP-535 and AOP-545 are wall mount speakerphones designed to provide 2-way audio (listen/talkback) with various modes of audio/video transmission systems such as:

- IP Camera
- DVRs
- Video Servers

The AOP-535/545 have built in Digital Signal Processing (DSP) functionality that incorporates features such as echo cancellation, attenuation and noise filtering, as such the units can operate in FULL or HALF DUPLEX mode/s depending on the capability of the transmission device.

A plastic back box is provided with the unit for **recessed** mounting to a wall, an **OPTIONAL** metal backbox can be ordered as an accessory if **surface** mounting is desired. The AOP-535/545 must be powered by a 12Vdc, 500mA power supply. The unit can be used for partial outdoor applications such as mounted to an outdoor exterior wall however the unit **must not** be mounted in locations that are susceptible to excessive direct water spray.

The **AOP-535** integrates a **1-inch, lighted, vandal resistant call button** with a normally open momentary “dry” contact output, that can be connected to an alarm input, doorbell circuit, etc.

#### OPERATIONS

The gain of the microphone and speaker are factory adjusted. If it is necessary to change the gain of the speaker of the unit, it has to be done in small increments.

To adjust the audio output of the speaker, rotate the potentiometer clockwise (increase) or counterclockwise (decrease) slowly until the desired loudness is attained.

The AOP-535/545 provide line level audio input and output. It has amplifier that drives the built-in 4” speaker.

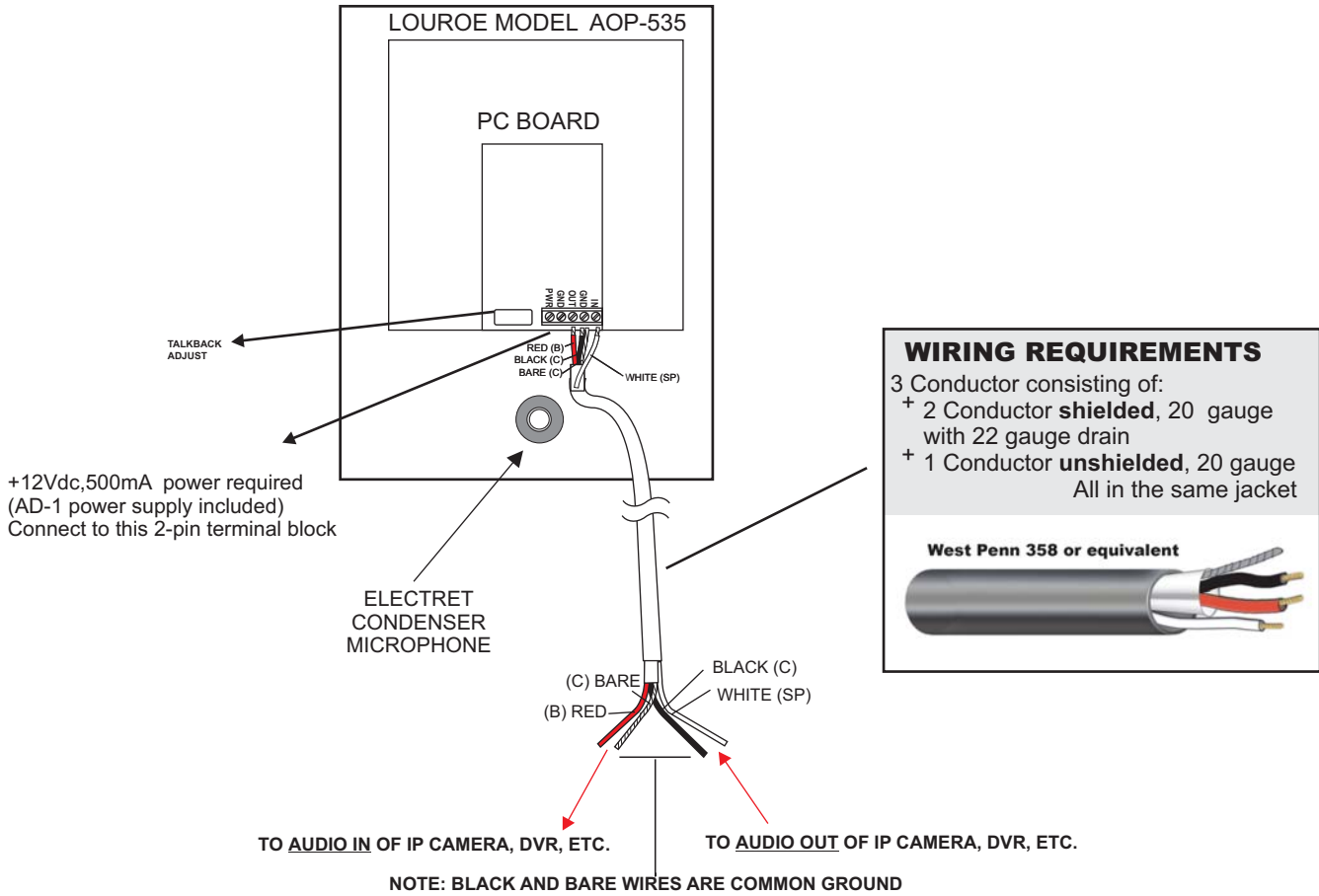
For detailed wiring diagrams to terminate the connection to a 3.5mm mono/stereo or RCA jack please refer to page 2 of this document.

# INSTALLATION AND OPERATING INSTRUCTIONS

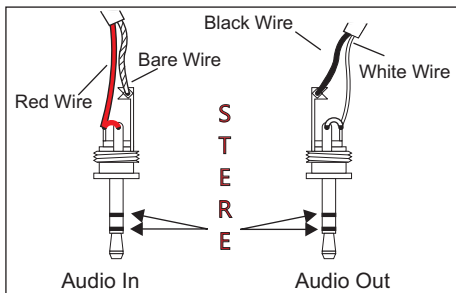
## INTERCONNECTION DIAGRAM CONNECTING LOUROE MODEL AOP-535/545 DIRECTLY TO AN IP CAMERA, DVR, VIDEO SERVER, ETC. USING 3-COND. SHIELDED CABLE

5-PIN TERMINAL BLOCK IDENTIFIER OF AOP-535/545

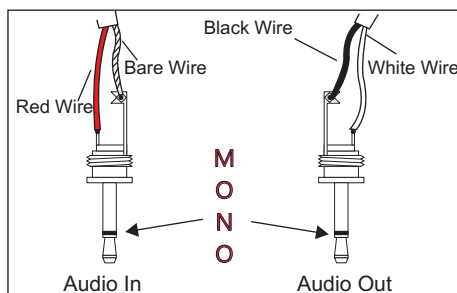
(black) PWR = 12VDC  
 (black w/stripe) GND = Power Ground  
 (red) OUT = Audio Output (microphone)  
 (bare) GND = Ground (audio) and Ground (speaker) (black wire)  
 (white) IN = Speaker in from external device



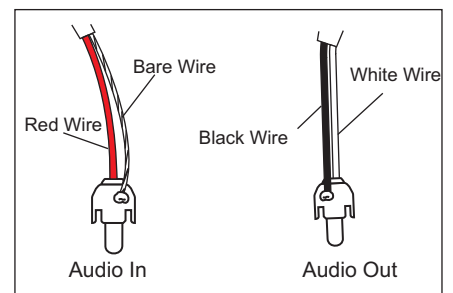
### 3.5mm STEREO CONNECTION



### 3.5mm MONO CONNECTION



### RCA CONNECTION



# INSTALLATION AND OPERATING INSTRUCTIONS

## SPECIFICATIONS (Microphone)

▪ Type	Electret Condenser
▪ Microphone output	line level (0 dB @ 1kW)
▪ Microphone element sensitivity	-45dB
▪ Frequency response	40 Hz to 15 kHz ± 1 dB
▪ Output Impedance	600Ω unbalanced
▪ Supply voltage	12 Vdc, 500mA

## SPECIFICATIONS (Speaker)

▪ Speaker Power output	2W
▪ Speaker Impedance	8Ω
▪ Speaker magnet	3 oz. ceramic
▪ Speaker size	4" (10cm)
▪ Weight, net	3 Lbs. (1.4 Kg)

## SPECIFICATIONS (Mechanical)

▪ Dimensions (Face Plate)	6 1/4"H x 8"W metric (158mm H x 203mm W)
▪ Backbox for AOP-535/545	
Surface Mount Box (metal)	6 1/4"H x 8"W x 2 3/4"D metric (158mm H x 203mm W x 70mm D)
Flush Mount Box (plastic)	
Backbox Portion	5"H x 6 7/8"W x 2 5/8"D metric (127mm H x 175mm W x 67mm D)
Total including flange	6 1/4"H x 8"W x 2 5/8"D metric (158mm H x 203mm W x 67mm D)

### IMPORTANT NOTICE

When this equipment is used as part of an audio monitoring system, the law requires that the public be given notice of AUDIO MONITORING ON THE PREMISES. A decal notice is included with each microphone shipped.



Federal Law References:  
Federal Regulations, US Code, Title 18. Crime and Criminal Procedure, Sec.2510.

### WARRANTY

LOUROE ELECTRONICS® warrants that at the time of shipment products manufactured by LOUROE ELECTRONICS® to be free of defects in material and workmanship. Should a defect appear within one year (12 months) from date of shipment, LOUROE ELECTRONICS® will, at its sole discretion, repair or replace the defective equipment. This equipment shall not be accepted for repair or return without prior notification by LOUROE ELECTRONICS®.

This warranty does not extend to any Louroe product that has been subjected to improper or incorrect installation, misuse, accident, or in violation of installation instructions provided by LOUROE ELECTRONICS®.

Returned shipments to LOUROE ELECTRONICS® shall be at customer's expense. LOUROE ELECTRONICS® will return the equipment prepaid via best way.

MANUFACTURED  
IN THE

